


CABLE MANAGEMENT SOLUTION

FIBER CHANNEL SYSTEM



INTRODUCTION


The fiber channel system is designed to protect and route the fiber optic cables between racks, cabinets or ODF. The system ensures a minimum bend radius to protect bend sensitive fiber core cables.

FIBER CHANNEL

Lux Rack offers 120mm, 240mm and 360mm width fiber channel systems and all necessary components to route and protect the fiber optic cables. The system provide with flexibility on future expansion and allowing to add, move and change when required. The system is suitable for data centers, wiring closets and critical network cabling applications.

FEATURES

- 120mm, 240mm and 360mm series
- Easy and fast deployment
- Easy to expand, move and change
- Tool-less junction design
- ABS for tool-less junction
- Straight section available in ABS or PVC
- UL94 V-0
- Standard in yellow color



Straight Sections
• Available in 120mm, 240mm and 360mm series



Tool-less Connector
for Easy Installation




Movable Exit
with Corrugated Pipe

FIBER CABLE CAPACITY

SERIES	LENGTH (METER)	SECTION SIZE (mm)	CAPACITY OF FIBER SECTION – O.D. 2mm FIBER	CAPACITY OF FIBER SECTION – O.D. 3mm FIBER
120mm	2 meters	120 x 100	50% Capacity – 950 pcs 75% Capacity – 1,425 pcs 100% Capacity – 1,900 pcs	50% Capacity – 424 pcs 75% Capacity – 636 pcs 100% Capacity – 848 pcs
240mm	2 meters	240 x 100	50% Capacity – 1,900 pcs 75% Capacity – 2,850 pcs 100% Capacity – 3,800 pcs	50% Capacity – 850 pcs 75% Capacity – 1,275 pcs 100% Capacity – 1,700 pcs
360mm	2 meters	360 x 100	50% Capacity – 2,700 pcs 75% Capacity – 4,050 pcs 100% Capacity – 5,400 pcs	50% Capacity – 1200 pcs 75% Capacity – 1,800 pcs 100% Capacity – 2,400 pcs



COMPONENTS REFERENCE PHOTOS



1. Straight Section




2. Junction Kit



3. Horizontal 90° Elbow




4. Horizontal Tee



5. Horizontal Cross Section



6. 240 to 120 Vertical Tee



7. 240 to 120 Horizontal Section



8. Horizontal Tee



9. Adapter



10. 45° Down Elbow



11. 45° Up Elbow



12. End Cap Kit



13. 240 Cutting Tee Kit



14. Straight Section Cover




15. Elbow Cover



16. 45° Down Elbow Cover



17. 45° Up Elbow Cover



18. Cross Cover



19. 120 Trumpet Spill Out Kit



20. 120 Cutting Tee Kit



21. Large Movable Exit Kit



22. Movable Exit with Corrugated Pipe Kit



PRODUCT NUMBER

120 SERIES			
ITEM	PRODUCT NUMBER	DESCRIPTION	REFERENCE PHOTOS
1	LRS-AS03-120	120 Straight Section, 2m	1
2	LRS-AFK09-120	120 Junction Kit	2
3	LRS-AF20-120	120 Horizontal 90° Elbow	3
4	LRS-AF21-120	120 Horizontal Tee	4
5	LRS-AF22-120	120 Horizontal Cross Section	5
6	LRS-AF23-120	120, 45° Down Elbow	10
7	LRS-AF24-120	120, 45° Up Elbow	11
8	LRS-AFK07-120	120 End Cap Kit	12
9	LRS-AF51-120	120 Straight Section Cover, 2m	14
10	LRS-AF52-120	120 Horizontal 90° Elbow Cover	15
11	LRS-AF54-120	120 45° Down Elbow Cover	16
12	LRS-AF55-120	120 45° Up Elbow Cover	17
13	LRS-AF53-120	120 Horizontal Tee Cross Cover	18
14	LRS-ADK04-120	120 Trumpet Spill Out Kit	19
15	LRS-AF31-120	120 Cutting Tee Kit	20

240 SERIES			
ITEM	PRODUCT NUMBER	DESCRIPTION	REFERENCE PHOTOS
1	LRS-AS02-240	240 Straight Section, 2m	1
2	LRS-AFK05-240	240 Junction Kit	2
3	LRS-AF07-240	240 Horizontal 90° Elbow	3
4	LRS-AF08-240	240 Horizontal Tee	4
5	LRS-AF09-240	240 Horizontal Cross Section	5
6	LRS-AF10-240-120	240 to 120 Vertical Tee	6
7	LRS-AF12-240-120	240 to 120 Horizontal Cross Section	7
8	LRS-AF11-240-120	240 to 120 Horizontal Tee	8
9	LRS-AF15-240-120	240 to 120 Adapter	9
10	LRS-AF13-240	240 45° Down Elbow	10
11	LRS-AF14-240	240 45° Up Elbow	11
12	LRS-AF16-240	240 End Cap Kit	12
13	LRS-AF36-240	240 Cutting Tee Kit	13
14	LRS-AF45-240	240 Straight Section Cover, 2m	14
15	LRS-AF46-240	240 Horizontal 90° Elbow Cover	15
16	LRS-AF49-240	240, 45° Down Elbow Cover	16
17	LRS-AF48-240	240, 45° Up Elbow Cover	17
18	LRS-AF47-240	240 Horizontal Tee Cross Cover	18



PRODUCT NUMBER

360 SERIES			
ITEM	PRODUCT NUMBER	DESCRIPTION	REFERENCE PHOTOS
1	LRS-AS01-360	360 Straight Section, 2m	1
2	LRS-AFK02-360	360 Junction Kit	2
3	LRS-AF01-360	360 Horizontal 90° Elbow	3
4	LRS-AF02-360	360 Horizontal Tee	4
5	LRS-AF03-360	360 Horizontal Cross Section	5
6	LRS-AF04-360-240	360 to 240 Adapter	9
7	LRS-AF37-360	360 45° Down Elbow	10
8	LRS-AF38-360	360 45° Up Elbow	11
9	LRS-AFK01-360	360 End Cap Kit	12
10	LRS-AF39-360	360 Straight Section Cover	14
11	LRS-AF40-360	360 Horizontal 90° Elbow Cover	15
12	LRS-AF43-360	360, 45° Down Elbow Cover	16
13	LRS-AF42-360	360, 45° Up Elbow Cover	17
14	LRS-AF41-360	360 Horizontal Tee Cross Cover	18

COMMON PART			
ITEM	PRODUCT NUMBER	DESCRIPTION	REFERENCE PHOTOS
1	LRS-ADK04	Large Movable Exit Kit, 120	21
2	LRS-ADK02	Movable Exit Kit with Corrugated Pipe Kit	22

The information and specification in this document are subjected to change without notice

